


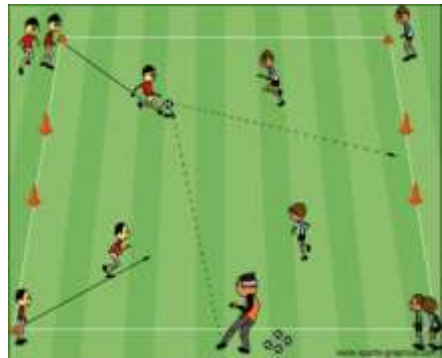




Holden Youth Soccer --- U8 --- Week Seven

Activity 1	Activity Description	Coaching Points
	<p><u>Steal-Shield:</u> Pair up the players with one ball. One player starts with the ball and at coach's command, his/her partner tries to steal the ball away. Play 30-45 second matches. The player that ends with the ball gets a point. If the ball goes out of bounds, one of the players must get it back in play very quickly.</p> <p>Coach: Show proper shielding technique during the demonstration. Fix technical shielding errors throughout the activity to assure that the group is doing it properly.</p>	<ul style="list-style-type: none"> • Body sideways on to opponent • Use arm to protect and know where defender is going • Knees bent • Turn as defender attacks or reaches for the ball <p style="text-align: right;">Time: 8 minutes</p>
	<p><u>Clean Your Backyard:</u> Split the players into two teams to play in a 20x25 yard grid. With cones, divide the field into three portions. The central portion (the buffer zone) is 6yds wide and no one can enter it. Place three goals (3yds each) at the far ends of the grid. Players in each team will try to shoot/pass and score below knee height in any of the other team's goals.</p> <p>Coach: Allow players to enter the buffer zone to retrieve any ball that has stopped in there.</p> <p>Version 2: Allow teams to defend the goals using their hands.</p>	<ul style="list-style-type: none"> • Basic Shooting technique • Simple decision making <p style="text-align: right;">Time: 8 minutes</p>
	<p><u>1v1 to Cross Goals:</u> In a 12x12yd grid, set up a two yard goal (two red and blue goals) on each side of the grid. Divide the team into two groups. One attacker starts with a soccer ball, trying to score by dribbling through any of the two further goals. The defender is trying to defend the goals closest to them. If the defender gets the ball, he/she tries to score in the opponent's goal.</p> <p>The game ends when one player scores or the ball rolls out. Two new players go.</p>	<ul style="list-style-type: none"> • Keep soccer ball close to feet • Sudden change of direction • Burst of speed • Defending – tackling • Shielding • Decision making <p style="text-align: right;">Time: 8 minutes</p>
	<p><u>4 Corner Shooting Without Goalkeepers:</u> In 20x25 yard grid with cone goals at each end, players of the same team are placed by the corner cones of the goal they are defending. Half of the team is in a line at one cone and the other half at the other cone. The coach is standing outside the middle with all the balls. The game starts when the coach serves the ball into the field. The game is over when one team scores or the ball goes out of bounds. Players need to get out of the field quickly and get back in line.</p> <p>Version 2: Add Goalkeepers</p>	<p>Coaching Considerations</p> <ul style="list-style-type: none"> • Application of dribbling, passing-receiving and shooting technique under pressure • 1v1 defending • Decision making <p style="text-align: right;">Time: 8 minutes</p>
<p style="text-align: center;">Scrimmage</p>	<p style="text-align: center;">Activity Description</p>	<p style="text-align: center;">Time</p>
<p style="text-align: center;">4v4 - Dual Field Scrimmage</p>	<p>Set up two fields of 20x25 yards with a 5yd space between them in order to keep the majority of your team playing.</p>	<p style="text-align: center;">30 minutes</p>



Holden Youth Soccer --- U8 --- Week Seven